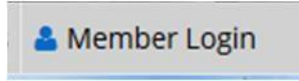


Instructions on How to Access/Print MCLE Certificates:

1. Go to www.smcba.org and click on “Member Login:”



2. Enter your username and password.

Username:

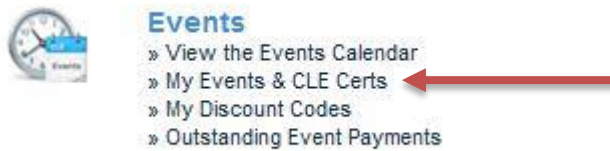
Password:

Login

[Forgot your password?](#)

*Your username is the email we have for you on file. If this is your first time logging in and you do not know what your password is, you can reset it by clicking on “Forgot your password?”


3. Click on “My Events & CLE Certs”



4. You will be able to view the events you have been registered for. If your attendance was confirmed, you will have access to the attendance certificate for that event. Click on the certificate icon in the furthest right side column corresponding to the event.

[Outstanding Event Payments](#)

Total Event Count : 1

| Event Name ▲ | Event Date | Date Issued | Event Place | Certificate |
|----------------------------------------|------------|-------------|-------------|---------------------------------------------------------------------------------------|
| Family Law Section - Our Family Wizard | 07/13/2018 | | - |  |

[Back](#)

*A separate window will open with your certificate. This will allow you to view and print your certificate.